



smilics  
TECHNOLOGIES

2grid  
smilics

The most comprehensive  
solution on the market for  
**digitizing low-voltage  
transformer substations**

An aerial night view of a city, showing a dense grid of streets and highways. The city is illuminated by streetlights and building lights, creating a warm, golden glow. The perspective is from a high angle, looking down on the city. The text is overlaid on the left side of the image.

We believe in energy transition, sustainability, technology at the service of people and environmental protection.

# We are a Global Company

---

Smilics Technologies is a specialist company that provides the necessary tools for the **measurement, control and exploitation of energy consumption** in sectors such as residential, businesses, industrial and the electrical infrastructure companies. It is part of "The Yellow Nest" group, a global business group formed by six companies **serving over 80 countries around the world**. It provides innovative solutions in the field of energy efficiency through products and cutting-edge technology applications, leading the transformation of the electricity sector.

**With over 30 years of experience**, Smilics Technologies stands out as a company **specialized in the design and manufacture of cutting-edge devices and software** at our headquarters in Terrassa (Barcelona). We have our own R&D and production departments that ensure we meet the highest quality standards required in the industry.

**Quality: ISO 9001, 14001 y 45001**



Our clients trust us



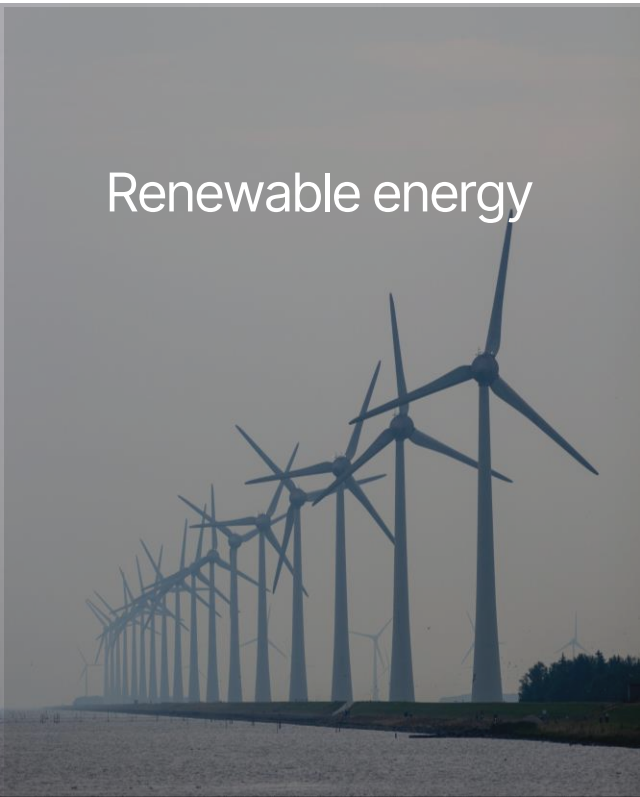
we digitize energy

# The **digitalization** of electrical networks is essential for the energy transition

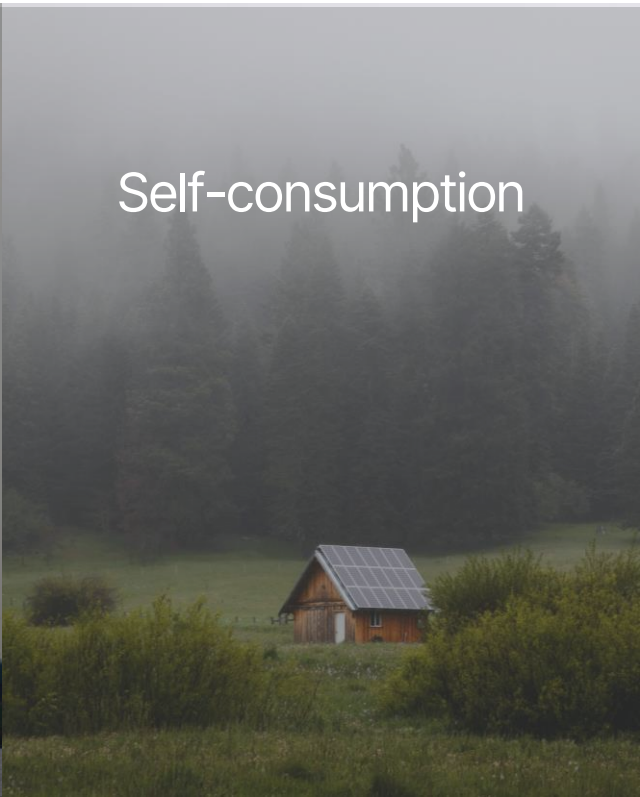
---

The digitalization and automation of electrical networks **allows total interconnectivity in real time, knowing the status** of each node, segment and element of the network, and **increasing the operational efficiency and effectiveness of the lines.**

Renewable energy



Self-consumption



Electric mobility



Micro Grids



# Why do we have to digitize the network?

---

- **Ensure network quality:** Constant monitoring improves the reliability of the network, thus increasing its quality.
- **Avoid network failures:** Detect problems in the initial stages, before they develop and cause damage to the power lines.
- **Improve network efficiency:** A digitalized network allows you to identify energy losses that occur and reduce operating costs.
- **Adapt to new requirements:** In Germany, for example, it is already mandatory by law that all electrical networks must be monitored and controlled (EnWG article 14a). It is a matter of time before these regulations are extended to the rest of the countries of the European Union as they are in line with the SDGs set out in the 2030 agenda.
- **Analyze data and track trends:** Digitalization makes it possible to analyze the behavior of the network in search of trends to better plan and optimize the electrical network.
- **Protect sensitive equipment:** Monitoring harmonics allows you to improve the useful life of the equipment installed on a network and minimizes the time it is inactive.



# What is 2grid?

smlcs



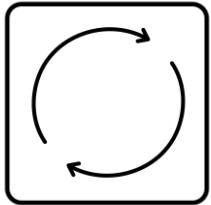
It is a complete solution for LV supervision and control of secondary substations for electricity distribution companies.

Each device has been designed to provide an accurate analysis of the interior of a secondary distribution station.



# What can you expect from the 2GRID solution?

---




## Real-time information

Key parameters of electrical transformers provide valuable information for preventive maintenance, early fault detection and performance optimization, extending the useful life of electrical assets and ensuring operational safety.




## 5 different devices

The 2grid solution is made up of 5 devices located in the transformation center. These are connected via Ethernet to the switch or router of the secondary substation, allowing efficient and secure communication for remote monitoring and control. This optimizes energy management.



## Maximum Cybersecurity

All 2grid devices have been precisely designed to analyze the interior of the secondary substation. In addition, they have robust cybersecurity measures, thus guaranteeing maximum protection and security of the electrical infrastructure.



## Easy Installation

2grid devices are installed without interrupting the power supply, minimizing disruption and ensuring continuity of service. The "plug and play" approach allows rapid digitization of an entire secondary substation, without the need to request downloads on the line.

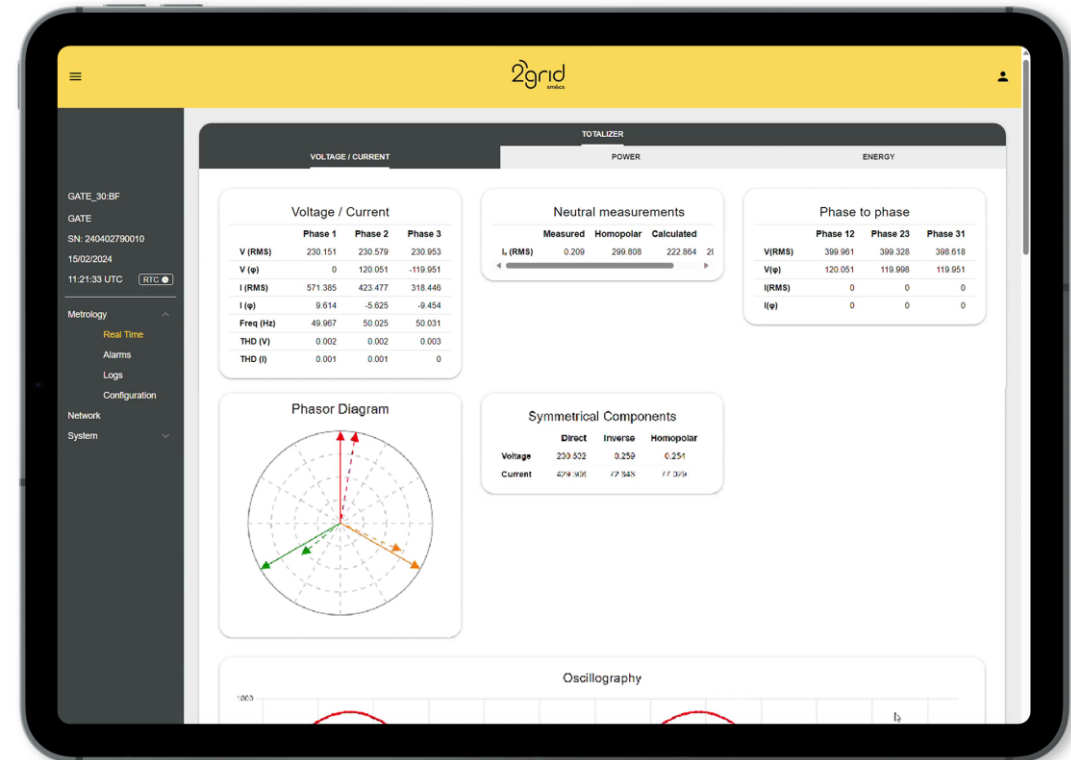
Let's **Bring Some Light** to the **2grid** smlcs Characteristics



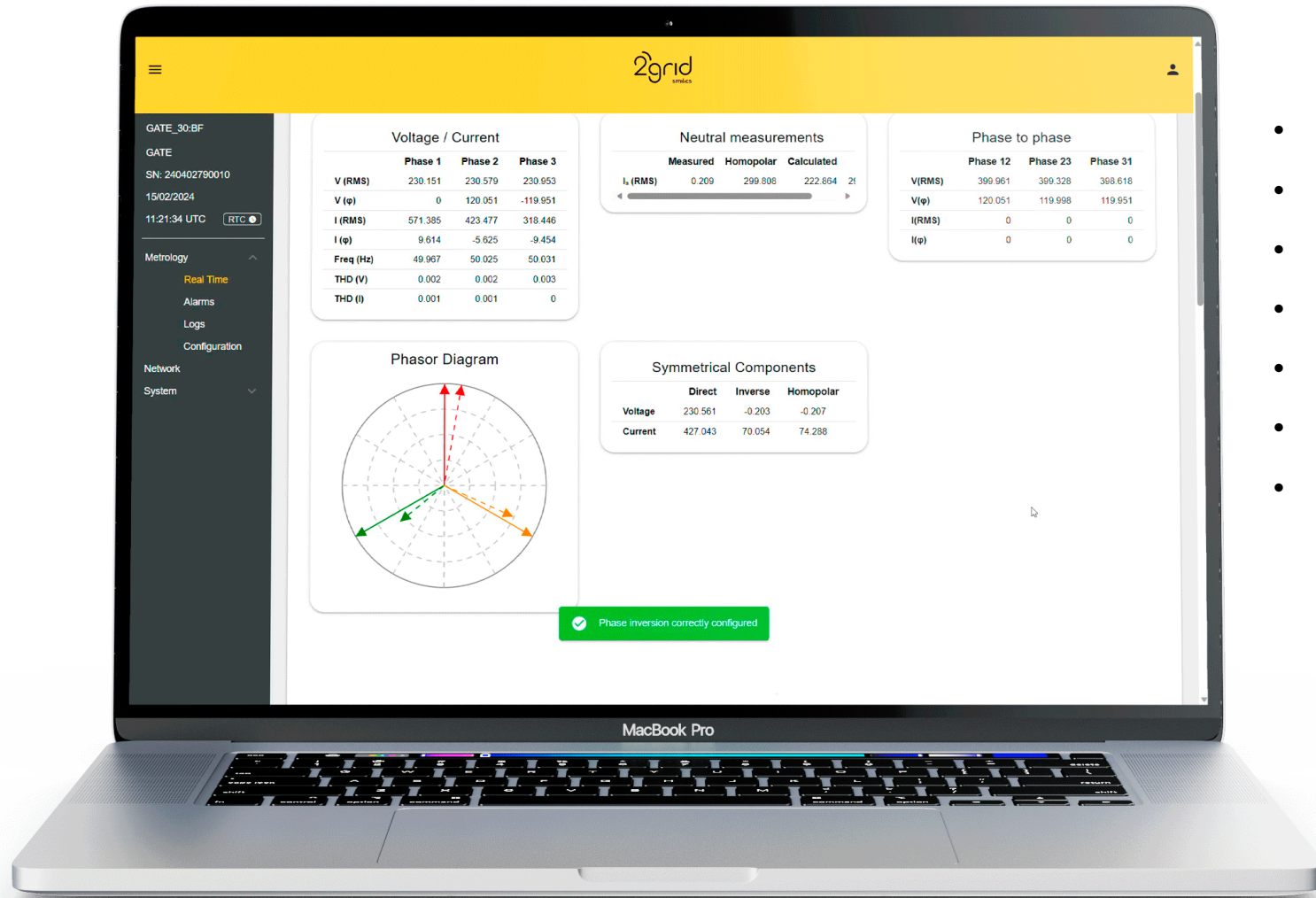
# Monitoring and control in real time

## Your network, under complete control

Complete solution for the supervision and control of low voltage transformation centers for electric power distribution companies. We offer grid professionals access to transformer performance data.




# What can be done with the device's internal web?

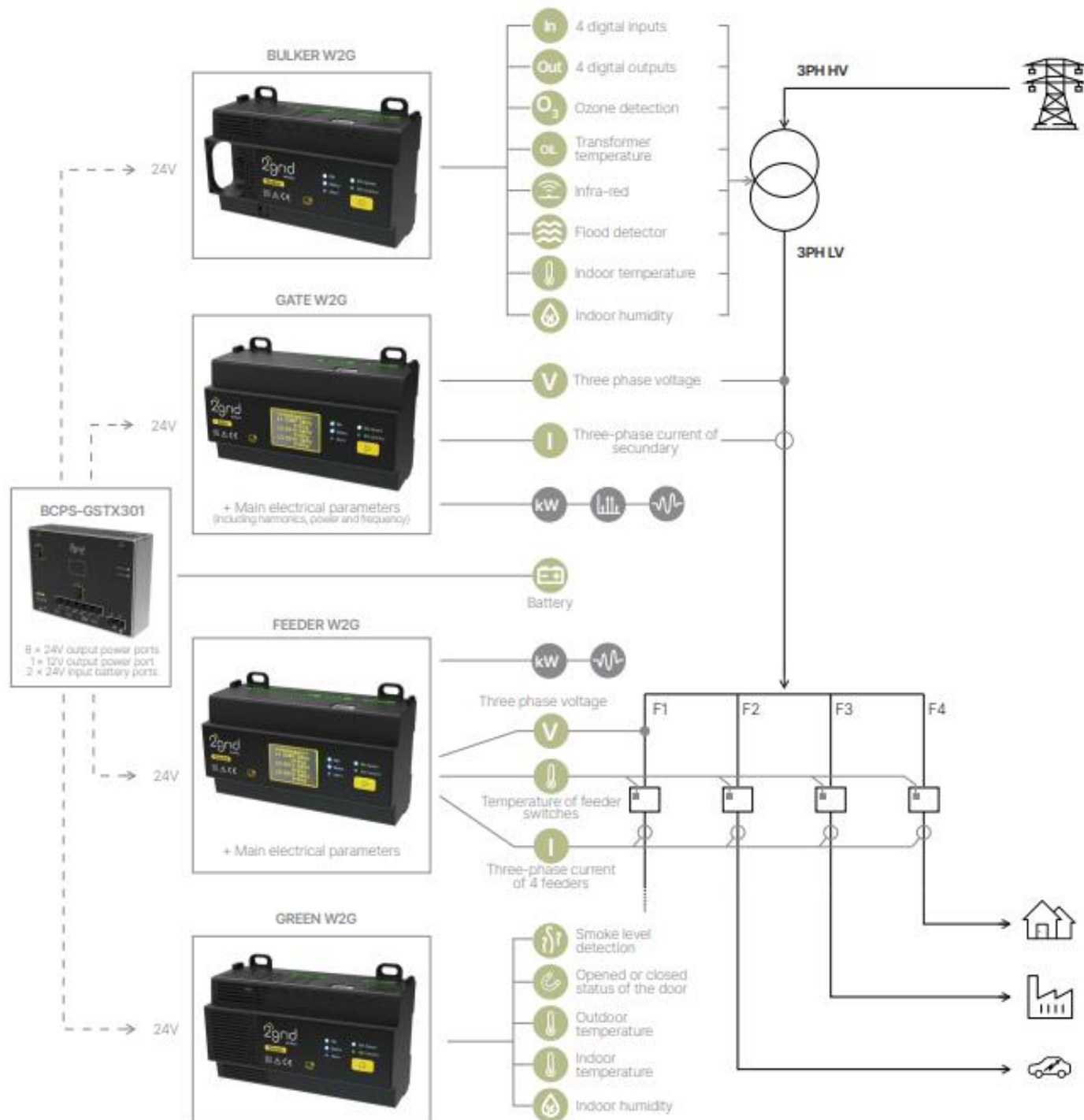


- View the measured parameters in real time.
- Configure alarms and view their status.
- Have access to your device's event log.
- Configure the device's communication protocols.
- Configure and customize graphs that display measured data.
- View, create and edit users and their permissions.
- Reset the equipment and make the relevant updates.

# Five devices, one substation



# The 2grid smilics System



# Gate

2Grid® Gate is a power line monitoring system with real-time communications with the server. Its main functions are:



3PH+N  
current measurement



Three-phase voltage  
measurement



Total harmonic distortion (THD).  
Calculation of voltage and current  
harmonics up to the 41st (21st odd  
harmonic).



Calculation of derived electrical  
quantities Power, power factor  $\cos\Phi$ ,  
active/reactive/apparent power,  
active energy per quadrant,  
symmetric components and  
frequency.



Measurement and  
recording of electrical  
parameters



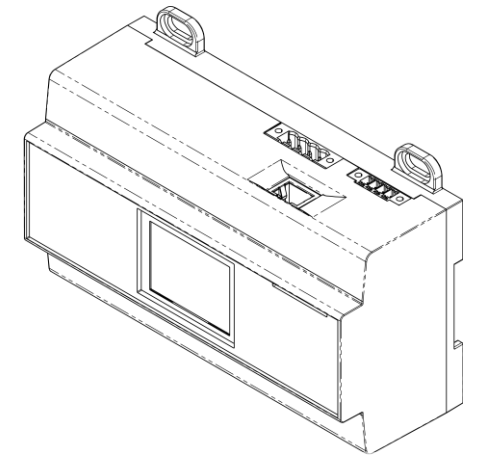
Event log



Alarms: short circuit, overload,  
power failure and switch  
temperature.

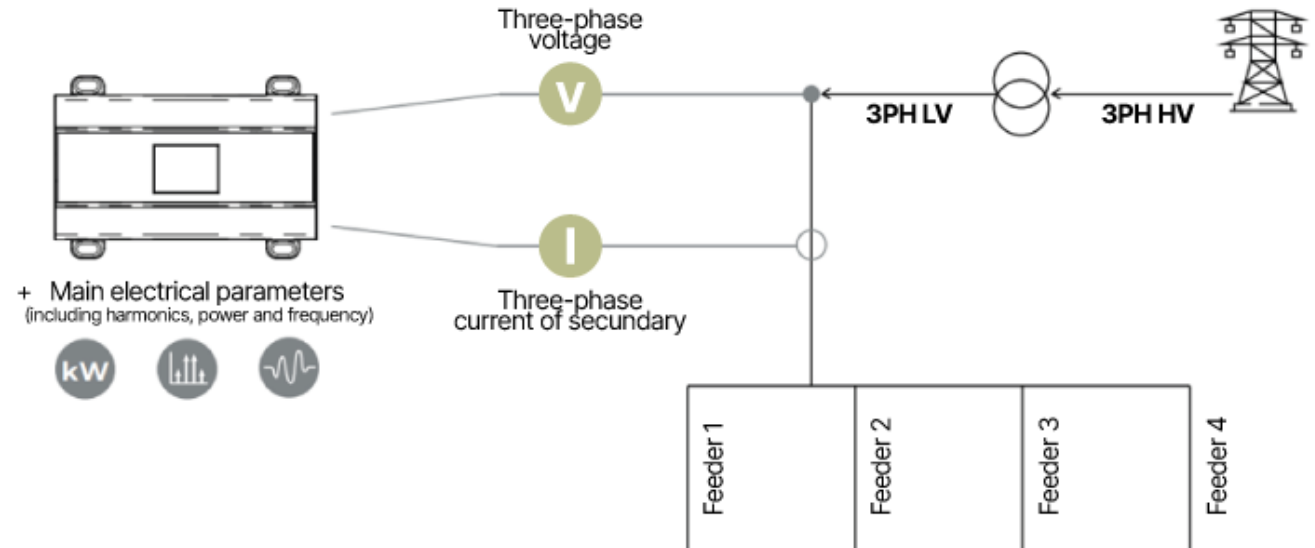


# 2grid Gate - Application



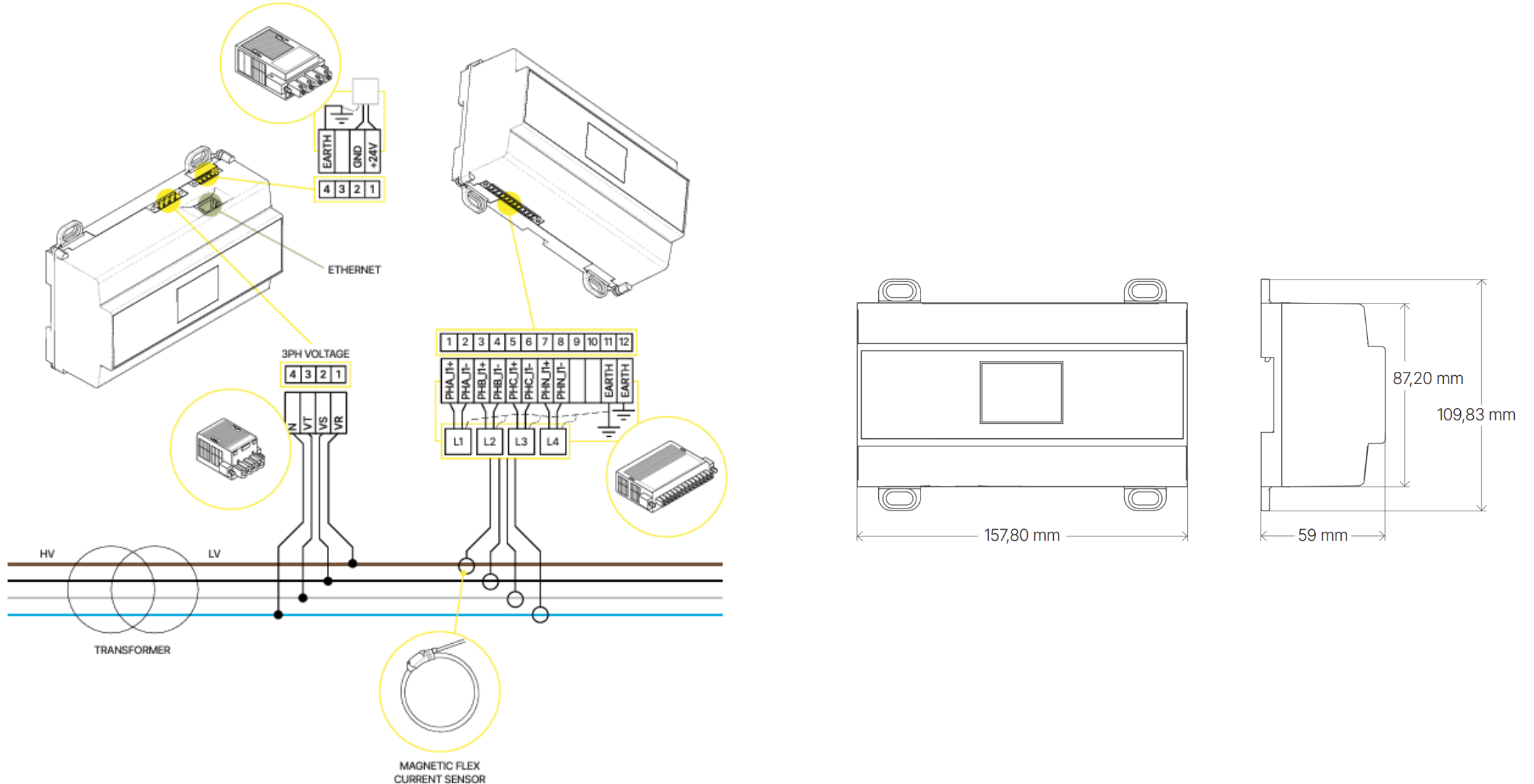
## Use cases for the 2Grid® Gate:

- Detect transformer overload
- Measure the quality of the electrical supply
- Detect energy theft at the transformer level
- Detect illegal installations
- Provide information to customer service
- Immediate detection of the fault and location to send to the EPC.
- When used in feeders can provide ANTI-ISLAND detection





# 2grid Gate - Connections and Dimensions



# 2grid Gate - Technical characteristics

smilics

## Electrical characteristics

---

Power supply	2,5 W
Input voltage	24V CC
Rated frequency	50 – 60Hz
Voltage input range	0 – 450 Vrms
Current measurement range	0 – 4000 A
Short circuit current measurement	10 - 4000 A
Current accuracy	± 0.2%
VLN Voltage accuracy	± 0.2%

## Mechanical and physical characteristics

---

Material	Plastic PA66   Heat and flame resistant UL94 V0 / CTI ≥ 500
Protection rating	IP40
Installation	DIN rail 35mm   Wall mount with 2 / 4 dowels (6 mm)
Temperature (operating & storage)	-25°C up to +70°C
Relative humidity	0% up to 93%
Pressure	70 up to 106 kPa
Maximum altitude	2000 m
Pollution degree	PD3

## Safety and EMC

---

Installation Category	IV EB 61010-1
Safety category voltage measurement inputs	IEC 61010-1 CAT IV 300V
Safety category current & temperature sensor, 24 V input, Ethernet	IEC 61010-1 CAT IV 150V
Electromagnetic compatibility	Emission: IEC 61000-6-4 Immunity: IEC 61000-6-2

## Communications

---

Type	Ethernet 10/100 Base TX
Connector	RJ45 Blindado
Communication Protocols	Modbus TCP, MQTT, Web, Server, NTP, DCHP Client, Rest API, Sys Log

# 2grid Gate - Technical characteristics

smilics

## Cybersecurity

---

TPM 2.0 Cryptographic hardware accelerator

Secure Firmware Install (SFI). Embedded security services to authenticate and protect the software IPs while performing initial programming.

Cryptographic Co-processor with Secure Hardware-based Key Storage: Secure Boot Secure Firmware Update (SBSFU).

Cryptographic functions: AES-128: Encrypt/Decrypt, Galois Field Multiply for GCMn and HASH functions, SHA-1 and SHA-2 (secure HASH algorithms), MD5, HMAC.

Antitamper detection.

Encrypted communications: HTTPS, MQTTS, MODBUS TCP TLS.

## Test

---

ESD	IEC EN 61000-4-2
Ring Wave	IEC EN 61000-4-12
Damped oscillatory waves	IEC EN 61000-4-18
Fast transient / burst	IEC EN 61000-4-4
Power frequency magnetic field	IEC EN 61000-4-8
Radiated RF EM field	IEC EN 61000-4-3
Radiated RF EM field (digital radio teleph.)	IEC EN 61000-4-3
Test voltage level at main freq. conducted	IEC EN 61000-4-16
Conducted CM disturb. (0-150Hz)	IEC EN 61000-4-16
Conducted disturbances	IEC EN 61000-4-6



# Feeder

2Grid® Feeder is a power line monitoring system with real-time communications with the server. Its main functions are:



Current measurement of 4 feeders (16 current sensors)



Three-phase voltage measurement



Feeder temperature measurement (up to 4 measurement tests)



Calculation of derived electrical quantities Power, power factor  $\cos\phi$ , active/reactive/apparent power, active energy per quadrant, symmetric components and frequency.



Measurement and recording of electrical parameters



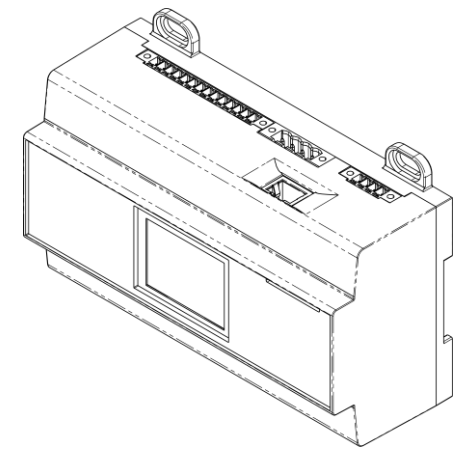
Event log



Alarms: short circuit, overload, power failure and switch temperature.

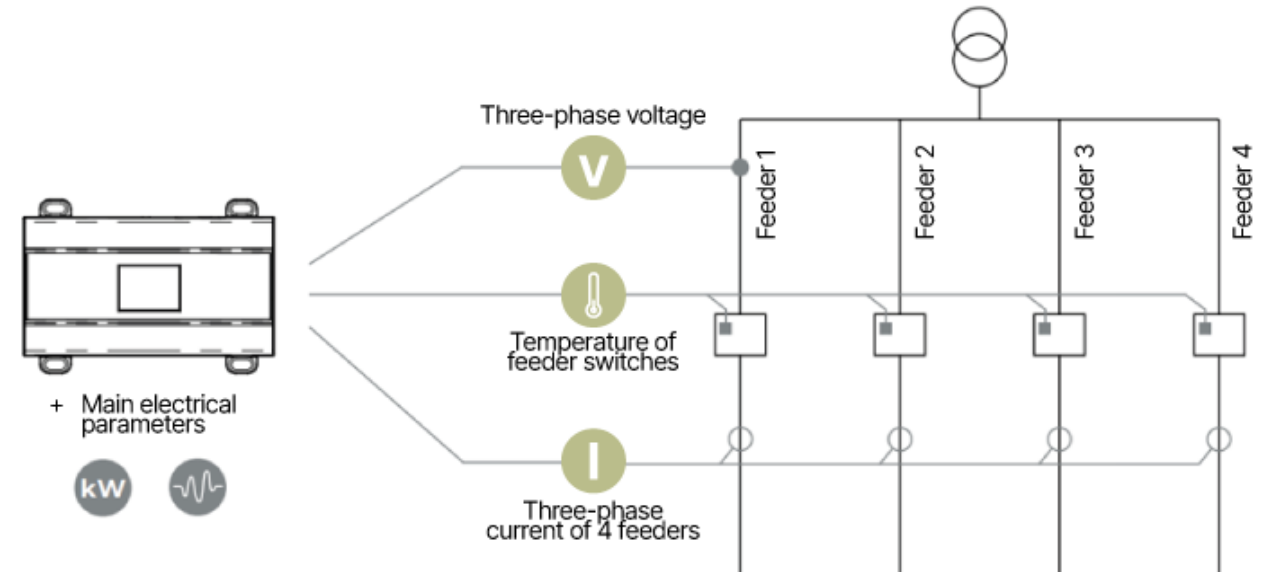


# 2grid Feeder - Application

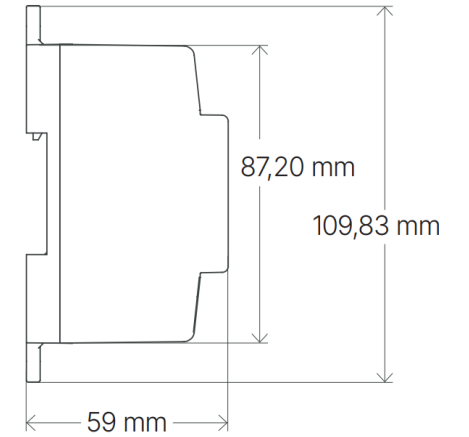
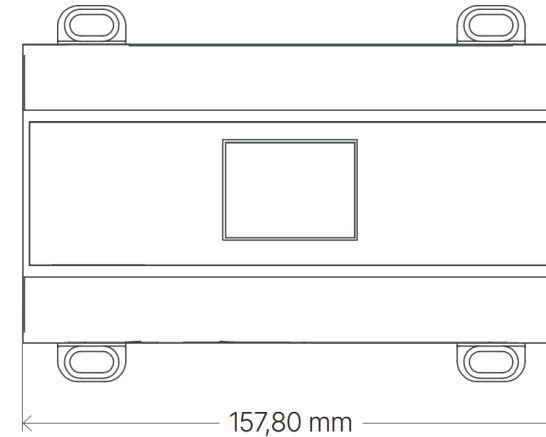
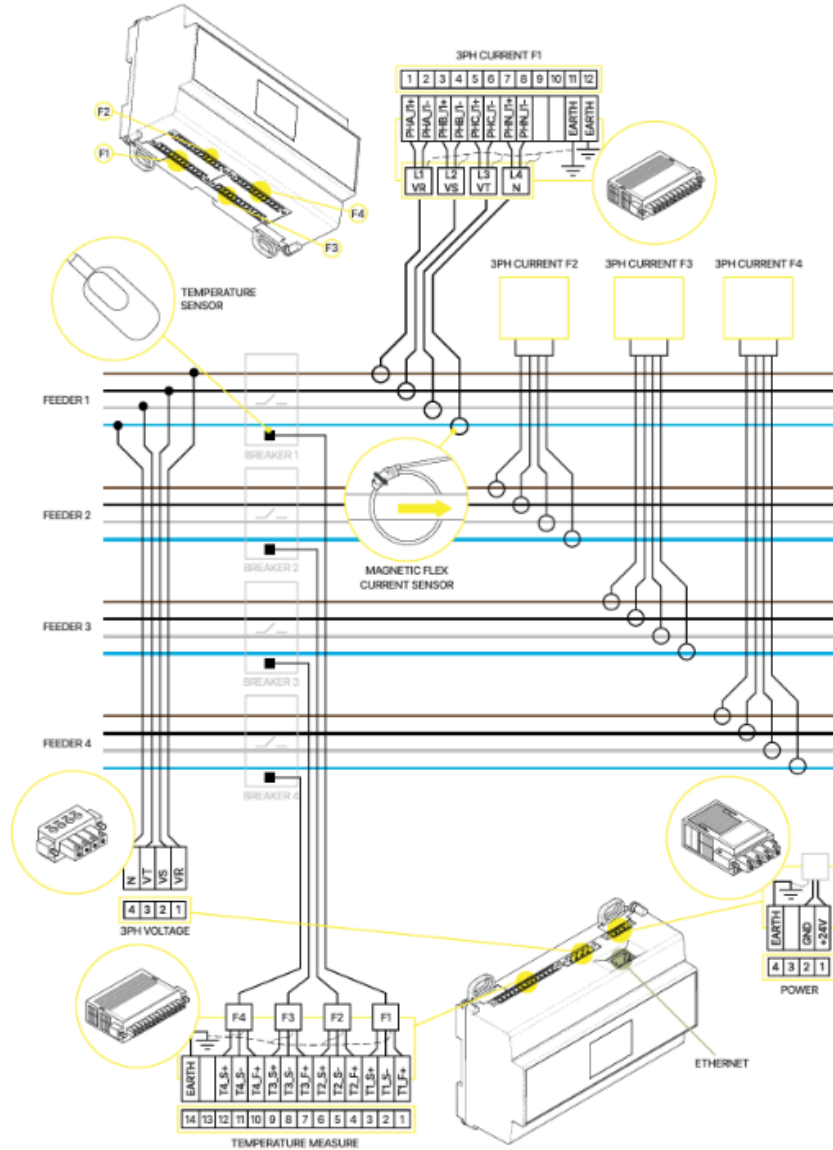


## Use cases for the 2Grid® Feeder:

- Detection of a feeder overload.
- Measurement of the output voltage level of the tap changer.
- Cable overheating.
- Detect blown fuses.
- Detection of imbalances between phases.
- Reverse power detection.
- Detection of energy theft in feeders.
- Detect illegal installations.
- Provide information to customer service.
- Immediate detection of the fault and location to send to the EPC.



# 2grid Feeder - Connections and Dimensions



# 2grid Feeder - Technical characteristics

smilics

## Electrical characteristics

---

Power supply	2,5 W
Input voltage	24V CC
Rated frequency	50 – 60Hz
Voltage input range	0 – 450 Vrms
Current measurement range	0 – 4000 A
Short circuit current measurement	10 - 4000 A
Current accuracy	± 0.2%
VLN Voltage accuracy	± 0.2%

## Mechanical and physical characteristics

---

Material	Plastic PA66   Heat and flame resistant UL94 V0 / CTI ≥ 500
Protection rating	IP40
Installation	DIN rail 35mm   Wall mount with 2 / 4 dowels (6 mm)
Temperature (operating & storage)	-25°C up to +70°C
Relative humidity	0% up to 93%
Pressure	70 up to 106 kPa
Maximum altitude	2000 m
Pollution degree	PD3

## Safety and EMC

---

Installation Category	IV EB 61010-1
Safety category voltage measurement inputs	IEC 61010-1 CAT IV 300V
Safety category current & temperature sensor, 24 V input, Ethernet	IEC 61010-1 CAT IV 150V
Electromagnetic compatibility	Emission: IEC 61000-6-4 Immunity: IEC 61000-6-2

## Communications

---

Type	Ethernet 10/100 Base TX
Connector	RJ45 Blindado
Communication Protocols	Modbus TCP, MQTT, Web, Server, NTP, DHCP Client, Rest API, Sys Log

# 2grid Feeder - Technical characteristics

smilics

## Cybersecurity

---

TPM 2.0 Cryptographic hardware accelerator

Secure Firmware Install (SFI). Embedded security services to authenticate and protect the software IPs while performing initial programming.

Cryptographic Co-processor with Secure Hardware-based Key Storage: Secure Boot Secure Firmware Update (SBSFU).

Cryptographic functions: AES-128: Encrypt/Decrypt, Galois Field Multiply for GCMn and HASH functions, SHA-1 and SHA-2 (secure HASH algorithms), MD5, HMAC.

Antitamper detection.

Encrypted communications: HTTPS, MQTTS, MODBUS TCP TLS.

## Test

---

ESD	IEC EN 61000-4-2
Ring Wave	IEC EN 61000-4-12
Damped oscillatory waves	IEC EN 61000-4-18
Fast transient / burst	IEC EN 61000-4-4
Power frequency magnetic field	IEC EN 61000-4-8
Radiated RF EM field	IEC EN 61000-4-3
Radiated RF EM field (digital radio teleph.)	IEC EN 61000-4-3
Test voltage level at main freq. conducted	IEC EN 61000-4-16
Conducted CM disturb. (0-150Hz)	IEC EN 61000-4-16
Conducted disturbances	IEC EN 61000-4-6





# Bulker

2Grid® Bulker measures the inside of the MV-to-LV power distribution transformer. Its main functions are:



Compatible con cualquier tipo de transformador



Medición de la temperatura del aceite del transformador



Medición por infrarrojo de la temperatura del chasis del transformador



Registro cronológico de alarmas y eventos de la subestación



Comprobación de inundación del CT



Medición del nivel de ozono



8 entradas y salidas digitales configurables



Medición de la temperatura y humedad ambiental interior



By using the configurable digital inputs and outputs, you can:

- Configure the activation and deactivation of forced ventilation based on transformer temperatures.
- Monitoring the status of MV switches.
- Monitoring of fault circuit indicators (FCI) always in combination with 24Vdc power supply with last gasp.
- Monitor battery status

# Bulker

2Grid® Bulker measures the inside of the MV-to-LV power distribution transformer. Its main functions are:



Compatible with any type of transformer



Transformer Oil Temperature Measurement



Infrared measurement of transformer chassis temperature



Chronological recording of substation alarms and events



CT Flood Check



Ozone level measurement



8 configurable digital inputs and outputs



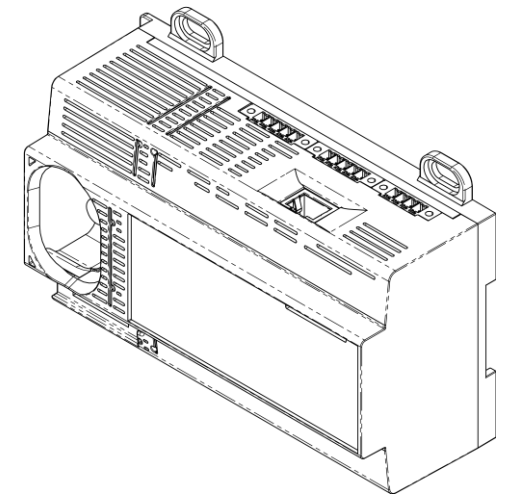
Measurement of indoor ambient temperature and humidity



By using the configurable digital inputs and outputs, you can:

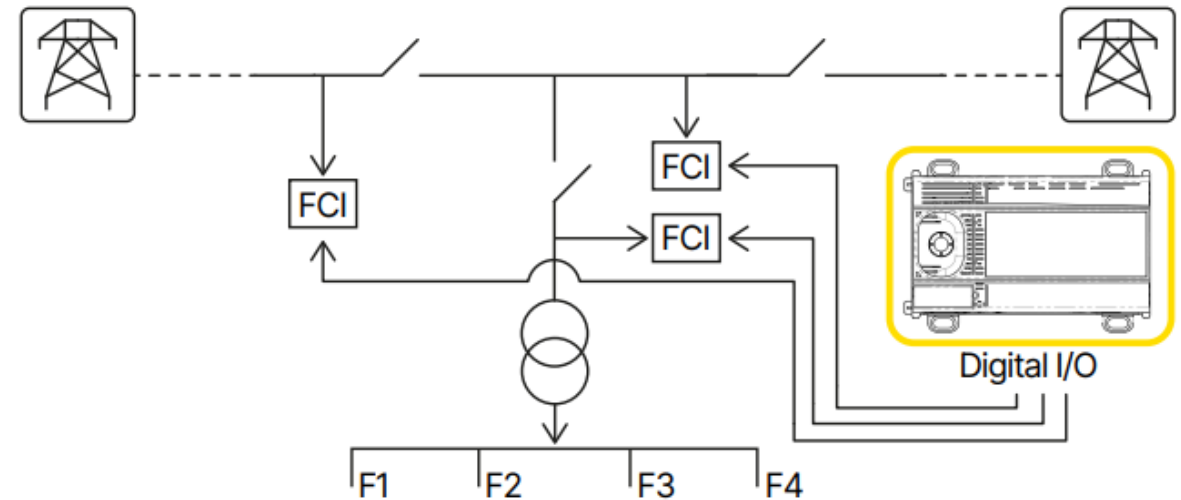
- Configure the activation and deactivation of forced ventilation based on transformer temperatures.
- Monitoring the status of MV switches.
- Monitoring of fault circuit indicators (FCI) always in combination with 24Vdc power supply with last gasp.
- Monitor battery status

# 2grid Bulker - Application



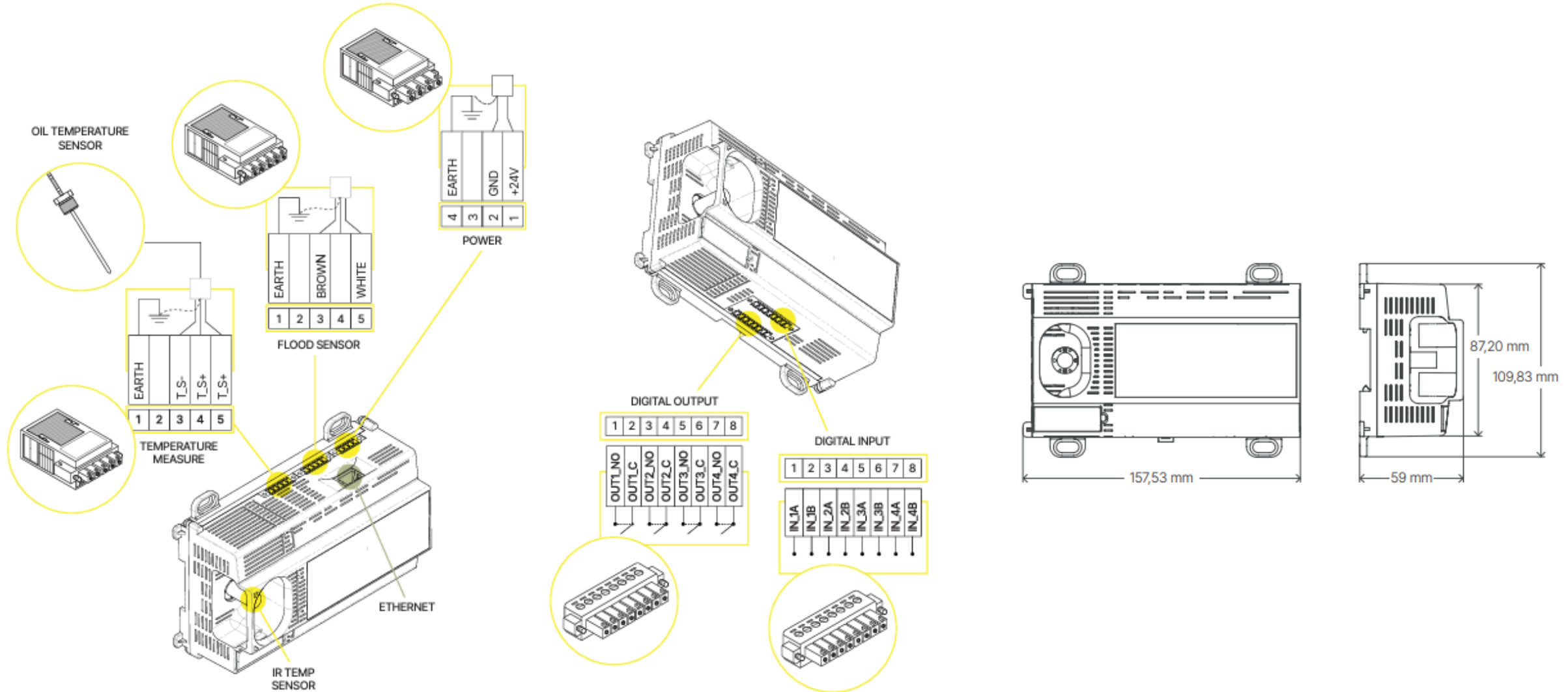
## 2Grid® Bulker Use Cases:

- Electric arcs cause the air to ionize and O<sub>2</sub> is converted into O<sub>3</sub>. Thanks to ozone sensors, we will be able to prevent major problems.
- Detection of water inside secondary substations.
- Detect overheating in the transformer.
- Oil temperature measurement.
- Measurement of indoor ambient temperature and humidity to see if heat is being evacuated in the secondary substation.
- Enable/disable forced ventilation instead of having it running all the time.
- 4 digital inputs and 4 digital outputs to measure any type of useful information for the power company such as: battery status, FCI status, MV switch status, etc.
- Prepared for rural or urban secondary substations



# 2grid Bulker - Connections & Dimensions

smilics



# 2grid Bulker - Technical characteristics

smilics

## Electrical Characteristics

---

Power supply	2,5 W
Input Voltage	24V CC

## Mechanical and Physical Characteristics

---

Material	Plastic PA66   Heat and flame resistant UL94 V0 / CTI $\geq$ 500
Degree of protection	IP40
Installation	Wall mount with 2 dowels (6 mm)
Temperature (operating and storage)	-25°C up to +70°C
Relative humidity	0% up to 93%
Pressure	70 up to 106 kPa
Maximum Altitude	2000 m
Degree of pollution	PD3

## Security & EMC

---

Installation Category	IV EB 61010-1
Input Voltage Safety Category	IEC 61010-1 CAT IV 300V
Current Safety Category & Temperature Sensor, 24 V Input, Ethernet	IEC 61010-1 CAT IV 150V
Electromagnetic compatibility	Emission: IEC 61000-6-4 Immunity: IEC 61000-6-2

## Communications

---

Type	Ethernet 10/100 Base TX
Connector	RJ45 Blindado
Transmission Protocol	Modbus TCP, MQTT, Web, Server, NTP, DCHP Client, Rest API, Sys Log

## Sensors\*

---

Oil temperature
Infrared Temperature
Indoor Temperature
Indoor humidity
Floods
Ozone

\*Consult the data sheet for more detailed information

# 2grid Bulker - Technical characteristics

smilics

## Cybersecurity

---

TPM 2.0 Cryptographic Hardware Accelerator

Secure Firmware Installation (SFI). Built-in security services to authenticate and protect software Intellectual Properties while performing initial programming.

Cryptographic Coprocessor with Hardware-Based Secure Key Storage: Secure Boot Secure Firmware Update (SBSFU).

Cryptographic functions: AES-128: Encrypt/Decrypt, Multiply in Galois Field for GCMn and HASH functions, SHA-1 and SHA-2 (secure HASH algorithms), MD5, HMAC.

- Anti-tamper detection.
- Encrypted communications: HTTPS, MQTTS, MODBUS, TCP, TLS.

## Test

---

ESD (Electrostatic Discharge)	IEC EN 61000-4-2
Ring wave	IEC EN 61000-4-12
Damped oscillatory waves	IEC EN 61000-4-18
Fast Transients/Bursts	IEC EN 61000-4-4
Power Frequency Magnetic Field	IEC EN 61000-4-8
Radiated RF electromagnetic field	IEC EN 61000-4-3
Radiated RF EM field (digital radio teleph.)	IEC EN 61000-4-3
Test voltage level at main freq. conducted	IEC EN 61000-4-16
Driven CM Disturbances (0-150Hz)	IEC EN 61000-4-16
Conducted Disturbances	IEC EN 61000-4-6



Datasheet Bulker

# Green

Substation environmental control system.

2Grid® Green is a substation environmental monitoring device. Its main functions are:



Outdoor and indoor temperature measurement



Indoor Humidity Measurement



Substation Door Opening Status



Dark Smoke Level Monitor



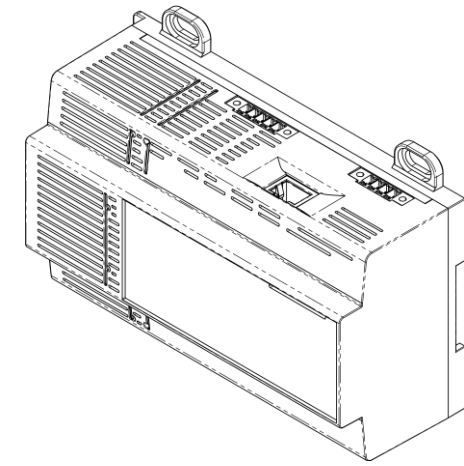
Chronological recording of substation alarms and events



Indoor Ambient Temperature and RH Measurement

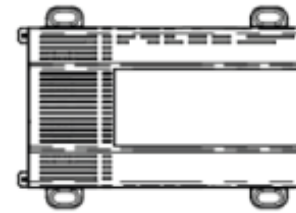




# 2grid Green - Application



## 2Grid® Green Use Cases:

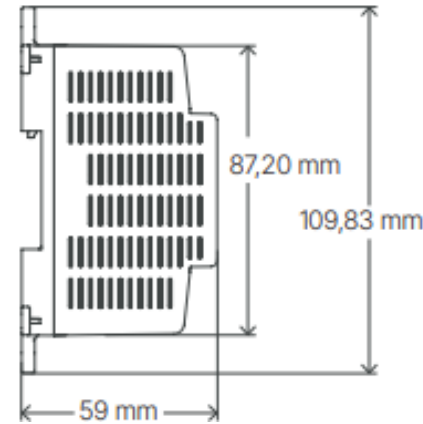
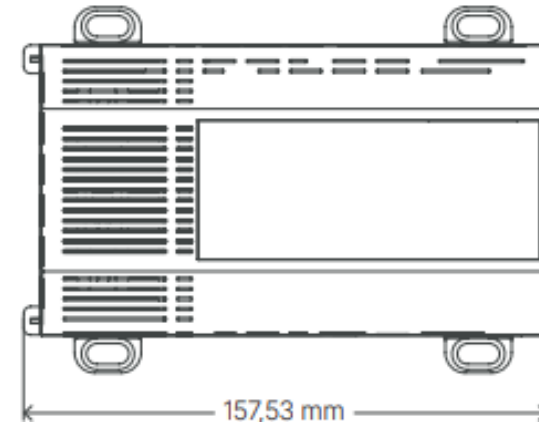
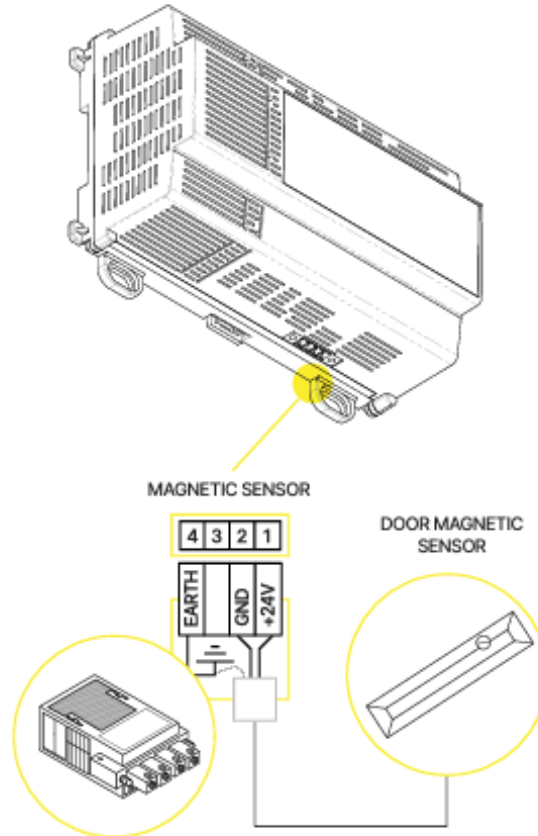
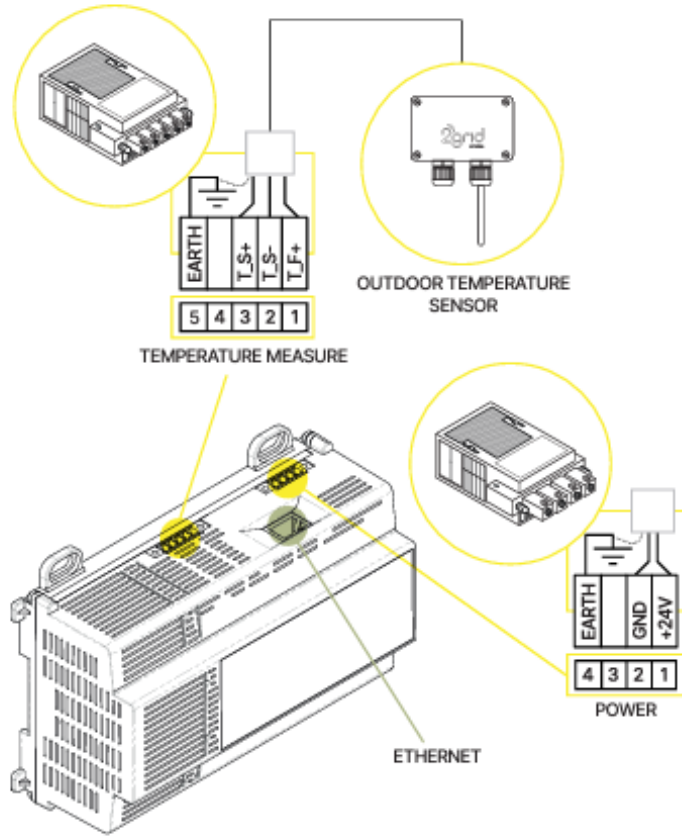
- Compare the outside and inside temperature to see if we are evacuating heat well.
- Enabling/disabling forced ventilation.
- Detect intrusion, possible copper theft, etc.
- Detect a fire.
- Prepared for rural or urban secondary substations.
- Vibration & Sound Suggestion



-  Smoke level detection
-  Opened or closed status of the door
-  Outdoor temperature
-  Indoor temperature
-  Indoor humidity



# 2grid Green - Connections & Dimensions



# 2grid Green - Technical characteristics

smilics

## Electrical Characteristics

Power supply	2,5 W
Input Voltage	24V CC

## Mechanical and Physical Characteristics

Material	Plastic PA66   Heat and flame resistant UL94 V0 / CTI ≥ 500
Degree of protection	IP40
Installation	Wall mount with 2 dowels (6 mm)
Temperature (operating and storage)	-25°C hasta +70°C
Relative humidity	0% up to 93%
Pressure	70 up to 106 kPa
Maximum Altitude	2000 m
Degree of pollution	PD3

## Security & EMC

Installation Category	IV EB 61010-1
Input Voltage Safety Category	IEC 61010-1 CAT IV 300V
Current Safety Category & Temperature Sensor, 24 V Input, Ethernet	IEC 61010-1 CAT IV 150V
Electromagnetic compatibility	Emission: IEC 61000-6-4 Immunity: IEC 61000-6-2

## Communications

Type	Ethernet 10/100 Base TX
Connector	RJ45 Blindado
Transmission Protocol	Modbus TCP, MQTT, Web, Server, NTP, DCHP Client, Rest API, Sys Log

## Sensors\*

Dark Smoke
Outdoor Temperature Probe
Contacto magnético de puerta
Indoor Temperature

\*Consult the data sheet for more detailed information

# 2grid Green - Technical characteristics

smilics

## Cybersecurity

---

TPM 2.0 Cryptographic hardware accelerator

Secure Firmware Install (SFI). Embedded security services to authenticate and protect the software IPs while performing initial programming.

Cryptographic Co-processor with Secure Hardware-based Key Storage: Secure Boot Secure Firmware Update (SBSFU).

Cryptographic functions: AES-128: Encrypt/Decrypt, Galois Field Multiply for GCMn And HASH functions, SHA-1 and SHA-2 (secure HASH algorithms), MD5, HMAC.

- Antitamper detection.
- Encrypted communications: HTTPS, MQTTS, MODBUS TCP TLS.

## Test

---

ESD (Electrostatic Discharge)	IEC EN 61000-4-2
Ring wave	IEC EN 61000-4-12
Damped oscillatory waves	IEC EN 61000-4-18
Fast Transients/Bursts	IEC EN 61000-4-4
Power Frequency Magnetic Field	IEC EN 61000-4-8
Radiated RF electromagnetic field	IEC EN 61000-4-3
Radiated RF EM field (digital radio teleph.)	IEC EN 61000-4-3
Test voltage level at main freq. conducted	IEC EN 61000-4-16
Driven CM Disturbances (0-150Hz)	IEC EN 61000-4-16
Conducted Disturbances	IEC EN 61000-4-6

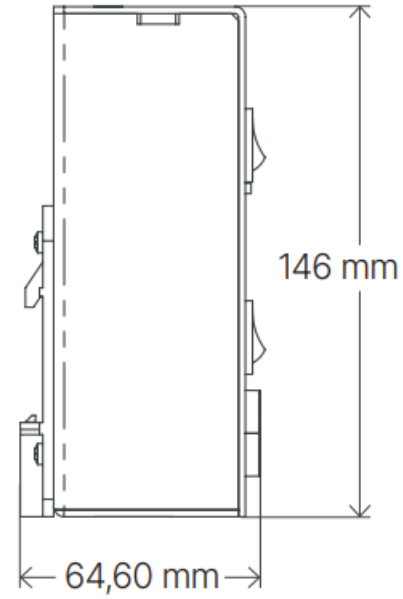
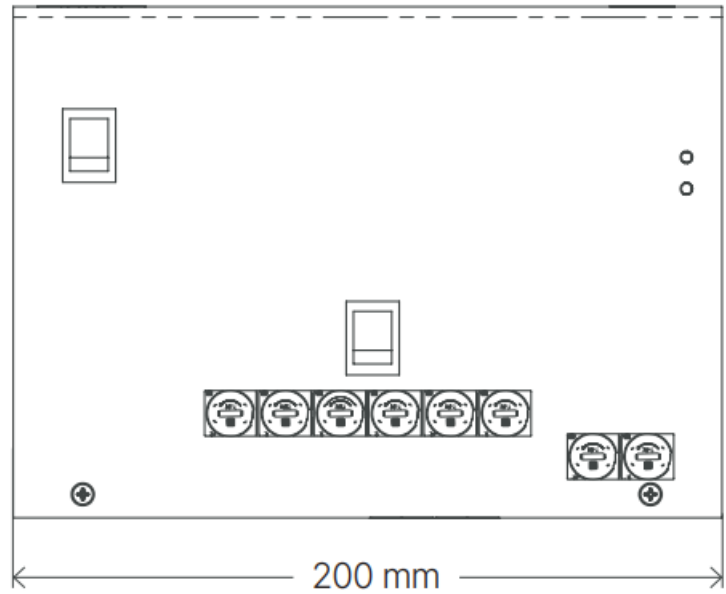


# BCPS

2Grid® BCPS is an advanced power battery charger for digital substation, capable of powering devices intended for remote control and protection of the MV and LV network in secondary substation, as well as devices used to collect information from environmental sensors and advanced electrical and related sensors.



# 2grid BCPS - Dimensions



# 2grid BCPS - Technical characteristics

smilics

## Input Features

AC Input Voltage	Universal
Minimum AC Input Voltage	85Vac
Maximum AC Input Voltage	253Vac
AC Input Frequency Range	47...63Hz
Current Measurement Range	0 – 4000 A
Maximum Input Current	5A

## Output Characteristics

	1	2
Output Type	DC	DC
Output Voltage	27,4V	12V
Voltage tolerance	±1%	±1%
Maximum Continuous Current (I <sub>o</sub> )	4A	0,7A

## Mechanical and Physical Characteristics

Input Connection Type	Removable Terminal Blocks (Pitch ≥5.08mm)
Output Connection Type	Removable Terminal Blocks (Pitch ≥3.81mm)
Storage Temperature	-25°C up to +70°C
Operating Temperature	-10°C up to +60°C
Refrigeration	Natural convection
Relative humidity	5% up to 93%
Maximum Altitude	2000 m
Climatic Testing	IEC60068-2-1, IEC60068-2-14, IEC60068-2-2, IEC60068-2-78
Vibration	EN60068-2-6, EN60068-2-64
Environmental regulations	RoHs according to directive 2015/863/EU and REACH

## Security & EMF

Safety according to the standard	EN 60255-27
Degree of pollution	PD2
Overload Category	OV4
Degree of protection	IP20



# Cybersecurity Compliance

## **Secure boot**

Bootloader: Installed in a secure area and neither readable nor modifiable

Application: Only a properly signed application is executed by the bootloader

## **Secure FW update**

Only properly authenticated applications can be installed.

## **Secure storage**

Cryptographic chipset for the storage of keys and passwords.

Certification FIPS 140-2 L2 (L3 at physical level), TPM 2.0 EAL4+ and HW EAL5+

## **Secure communications**

Encrypted communications TLS (HTTPs, MQTTs)

## **Reverse engineering**

Encrypted application to prevent reverse engineering

## **Antitamper**

Tamper detection on the case of all 2Grid devices, even without power.

Besides the alarm, it can also execute an event like deleting all memory.

Hidden tracks on the circuit board

Hidden pins on the circuit board

Delete printing on the most significant chipsets so that they cannot be identified.

We even burn the test port once manufactured so that it is not accessible anymore



# Cabinets Solutions

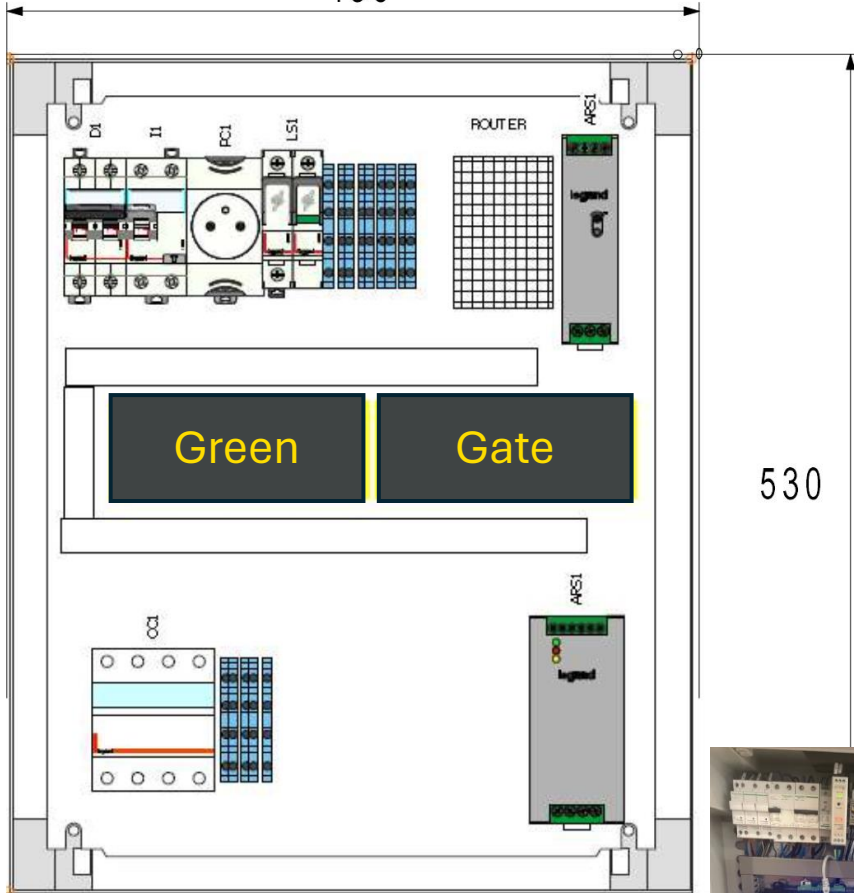
Ready to plug, ready to use



# 2grid Gate & Green Solution

smilics

430



IP66 polyester enclosure with dimensions of 530x430x220 that includes:

- 24Vdc power supply capable of lasting up to 30s in the absence of power and warning of lack of supply
- 4G router with 24Vdc power
- Fuses
- Surge Protector
- MCB
- RCD
- 2Grid GATE
- 2Grid GREEN
- DIN rail socket to connect computer (optional, not included)
- Terminals for voltage inputs

## 2GRID GREEN

Equipment for measuring the condition of the power transformer that includes all of the following sensors:

- Sensor for cabinet opening detection
- Smoke Sensor
- Temperature Measurement
- Humidity measurement
- Transformer Oil Temperature Measurement / Transformer Chassis Measurement

## 2GRID GATE

Equipment for measuring all electrical parameters in the transformer secondary, as well as individual harmonics in V and A.

All 2GRID devices have the highest level of cybersecurity, detection, lifting, data erasure, cryptographic chip, no backdoor, hidden tracks, ...

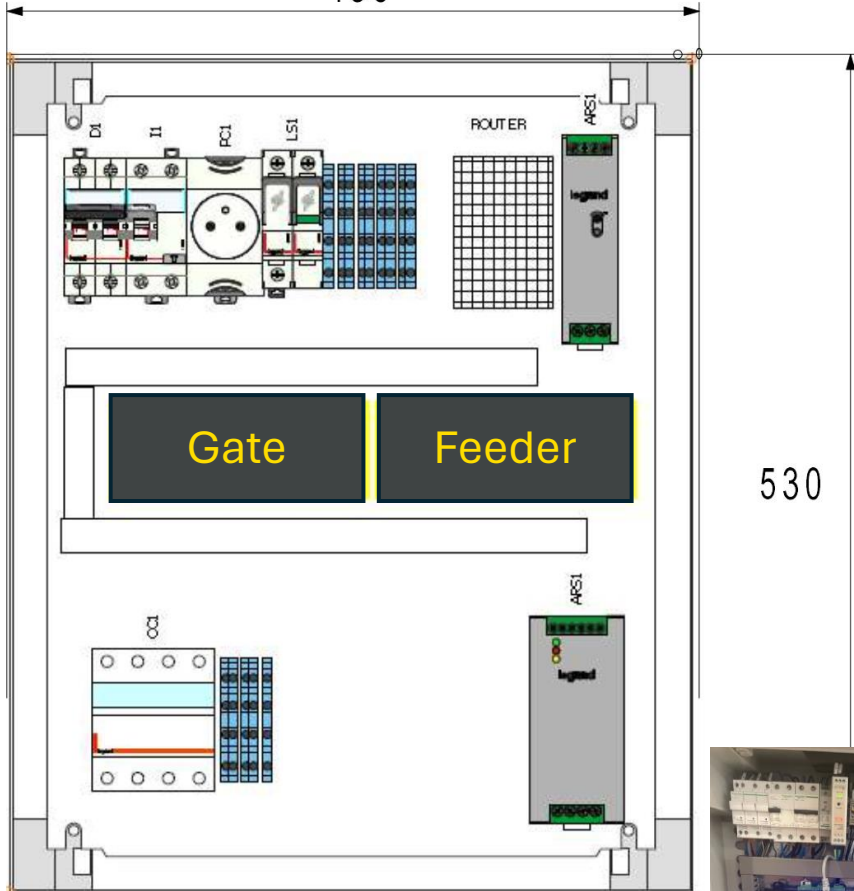
The devices communicate with either Modbus or MQTT.



# 2grid Gate & Feeder Solution

smilics

430



IP66 polyester enclosure with dimensions of 530x430x220 that includes:

- 24Vdc power supply capable of lasting up to 30s in the absence of power and warning of lack of supply
- 4G router with 24Vdc power
- Fuses
- Surge Protector
- MCB
- RCD
- 2Grid GATE
- 2Grid FEEDER
- DIN rail socket to connect computer (optional, not included)
- Terminals for voltage inputs

## 2GRID GATE

Equipment for measuring all electrical parameters in the transformer secondary, as well as individual harmonics in V and A. The equipment includes the power cable, voltage measurement cables, Ethernet connector as well as current sensors of the 3F+N

## 2GRID FEEDER

Equipment for measuring all electrical parameters of the 3F+N of the 4 output lines. The equipment includes the power cable, the voltage measurement cables, the Ethernet connector as well as the current sensors of the 3F+N of the 4 lines

All 2GRID devices have the highest level of cybersecurity, detection, lifting, data erasure, cryptographic chip, no backdoor, hidden tracks, ...

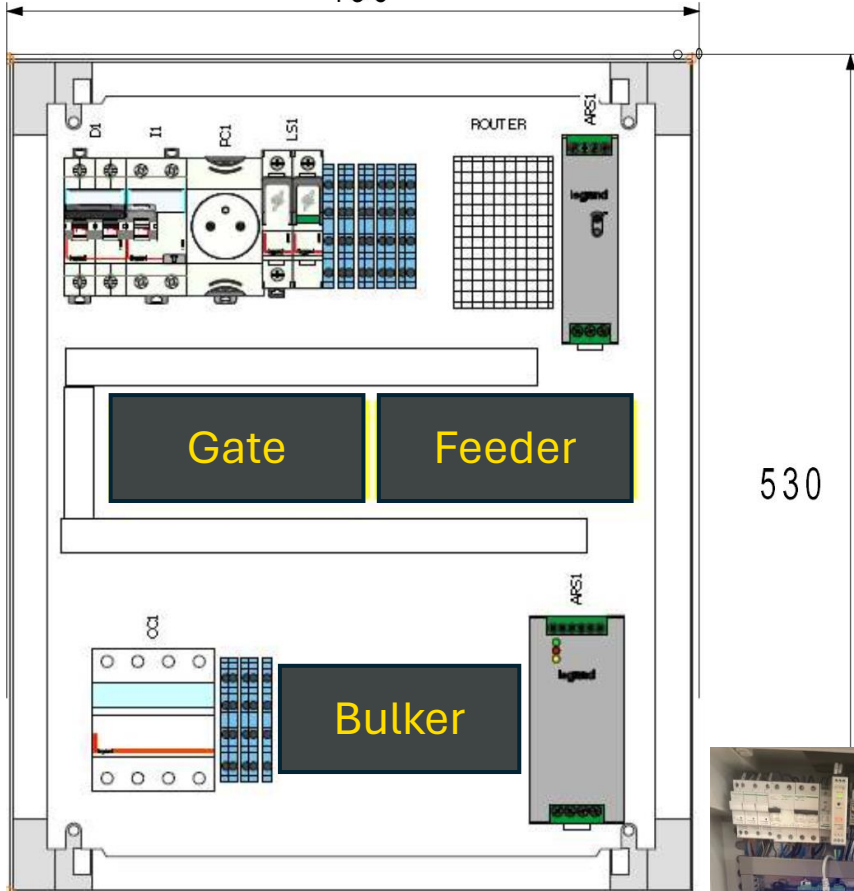
The devices communicate with either Modbus or MQTT.



# 2grid Gate, Feeder & Bulker Solution

smilics

430



530

IP66 polyester enclosure with dimensions of 530x430x220 that includes:

- 24Vdc power supply capable of lasting up to 30s in the absence of power and warning of lack of supply
- 4G router with 24Vdc power
- Fuses
- Surge Protector
- MCB
- RCD
- 2Grid GATE
- 2Grid FEEDER
- 2Grid BULKER
- DIN rail socket to connect computer (optional, not included)
- Terminals for voltage inputs

## 2GRID GATE

Equipment for measuring all electrical parameters in the transformer secondary, as well as individual harmonics in V and A. The equipment includes the power cable, voltage measurement cables, Ethernet connector as well as current sensors of the 3F+N

## 2GRID FEEDER

Equipment for measuring all electrical parameters of the 3F+N of the 4 output lines. The equipment includes the power cable, the voltage measurement cables, the Ethernet connector as well as the current sensors of the 3F+N of the 4 lines

## 2GRID BULKER

Equipment for measuring all the parameters of the power transformer. The equipment includes the following sensors:

- Transformer Station Flood Sensor
- Temperature Sensor
- Humidity Sensor
- Transformer Oil Temperature Sensor
- The equipment has 4 inputs and 4 digital outputs to be able to monitor the status of switches or battery status or turn on/off forced ventilation, etc...



All 2GRID devices have the highest level of cybersecurity, detection, lifting, data erasure, cryptographic chip, no backdoor, hidden tracks, ...

The devices communicate with either Modbus or MQTT.

2grid smilcs Use our **sensors**

sensors  
smilics

# Magnetic Flex

The Rogowski Magnetic Flex clamps have been designed with a sealable magnetic connector to hold both ends together for easy installation. Its output ratio is 100 mV/1kA@50Hz



# sensors<sup>smilics</sup> Magnetic Flex - Technical characteristics

## Electrical Characteristics

Typical Output Voltage	100mV/kA@50Hz
Frequency Range	50Hz - 60Hz
Linearity (10% to 100%)	± 0.2%
Precision	± 1%
Max. temperature coefficient	± 0.05% / °C
Position Sensitivity	± 3%
External Fields	± 2%

## Electrical Safety

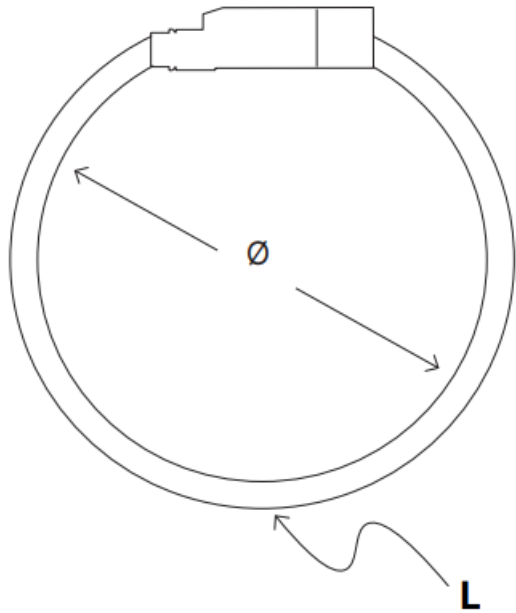
Isolation	Double
Protection class	II IEC/EN 61010-1:2001
Surge Category	1000 V CAT III / 600 V CAT IV
Dielectric Strength	IEC/EN61010-2-32:2002, 5.4kV 50Hz

## Physical and Environmental Characteristics

Wrap-around material	Autoextinguible UNE 21031 90°C V0
Closure Material	PA V-0
Working Temperature	-20 a +80 °C
Storage temperature	-40 a +80 °C
Relative humidity	15 a 85% (sin condensación)
Degree of protection	IP54, IP65
Sensor Cable Diameter	8 mm
Sensor Cable Length	2 m

\*Consult the data sheet for more detailed information

# sensors<sup>smilics</sup> Magnetic Flex - Dimensions




<b>Modelo</b>	<b>∅</b>	<b>L</b>
Magnetic Flex 70	70mm	219mm
Magnetic Flex 120	120mm	376mm
Magnetic Flex 200	200mm	628mm



## TEMPERATURE SENSOR

- Extremely easy to install.
- Pre-wired with the connector
- High precision, 3-wire PT100
- Accuracy +/-0.3°C





## OZONE SENSOR

- Easy to replace so we don't have to break the security
- 5-year durability

## OIL TEMPERATURE SENSOR

- We replaced the typical analog pressure gauge present in most power transformers.
- There are different sizes so that we can adapt to different types of transformers
- We can also replace it with meters with analog sensor and indication
- Like all of our sensors, it comes pre-wired to simplify installation
- PT100 3-wire with precision  $\pm 0.3^{\circ}\text{C}$





## FLOOD SENSOR

- It is placed on the ground of secondary substations so that we can detect flooding even with a very low water level
- We have also made the accessory that allows you to attach the flood sensor so that it does not move.
- Like all our sensors, it comes pre-wired to simplify installation.

## HIGH-PRECISION INFRARED SENSOR

- X-Y rotation: +/- 15°
- Accuracy: +/-1°C
- IR measurement distance of up to 2 m







## OUTDOOR TEMPERATURE SENSOR

- PT100 3-wire
- Accuracy +/-0.3°C

## DARK SMOKE SENSOR

- Sensitivity  $\geq 1 \mu\text{g}/\text{m}^3$
- Measurement Time 1s





## ACCESS CONTROL SENSOR

- Magnetic door contact, normally open.
- 2-wire cable with 5 meters of cable to cover the distance to the device.



Your network, **under control**

smilics  
TECHNOLOGIES